

INSTALLATION AND INSTRUCTION MANUAL

SUPPLEMENT for model

CAN-I/O-D060xx0000A6000xx0000x0-111-U06

code **F065859**

Code 81508 Edition 09-2014 - ENG

WARNING!

This manual must be kept on hand together with the basic generic CAN-IO manual for all persons who use the devices described herein.

Always be sure that you have the most recent version of this manual, which you can download free of charge from Gefran's website (www.gefran.com).

Installers and/or maintenance personnel **MUST** read this manual and precisely follow the instructions contained herein and in the attachments: Gefran will not be liable to any harm to persons and/or damage to property or to the product itself if the conditions described below are not respected.



This manual and its attachments may be freely reproduced provided that the contents are not changed in any way and that this warning and Gefran S.p.A.'s statement of ownership appear on every copy

CAN-IO

This module for remote inputs and outputs (I/O) lets you:

- acquire a wide range of data from controlled devices and the environment by means of signals and sensors;
- control and adjust devices by means of various types of signals and commands.

I / O resources available on the board

Description	No
+24V digital inputs – current draw	6
Digital outputs +24V 0.5A	24
Analog voltage inputs +/- 10 V	6
Analog voltage outputs +/- 10 V	3
Analog inputs of temperature for thermocouples type J,K,S,N,T,E,B,R,L	12

Models available

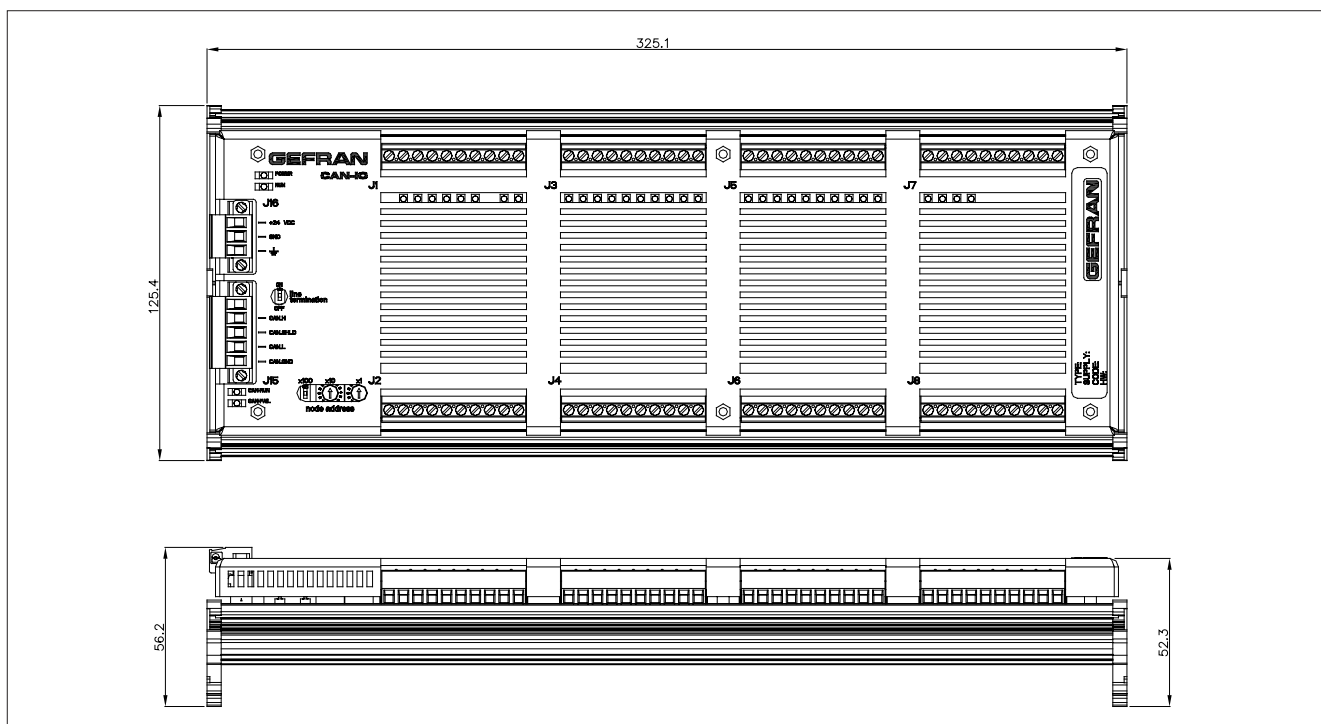
Code	Description
F065859	Mounting on 35 mm DIN rail, IP20 protection

Technical data

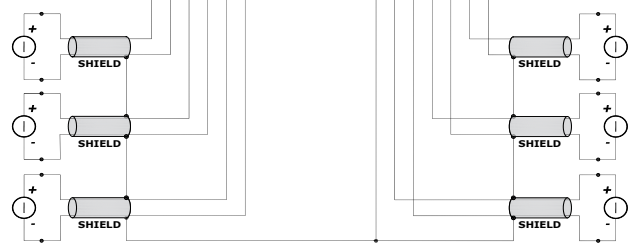
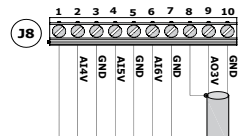
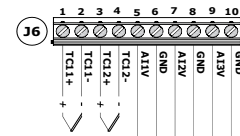
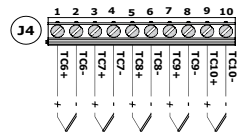
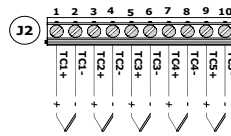
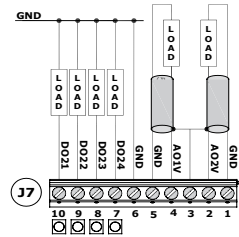
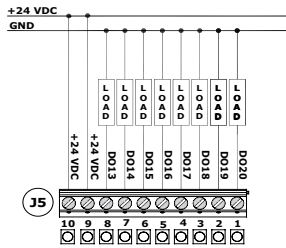
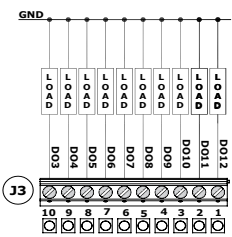
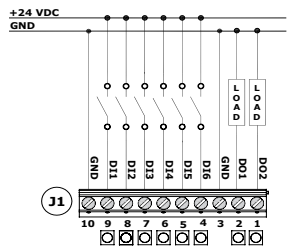
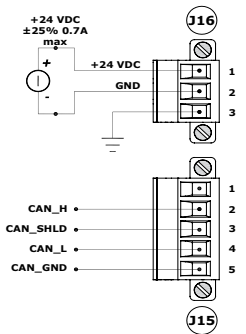
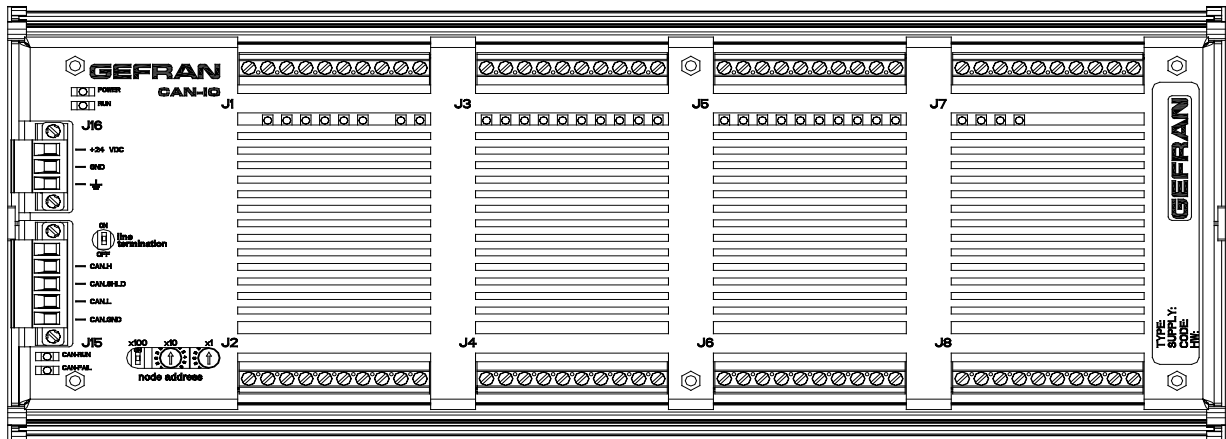
Refer to the manual for installation and use which is available for free download from the GEFRAN website (www.gefran.com).

Dimensions

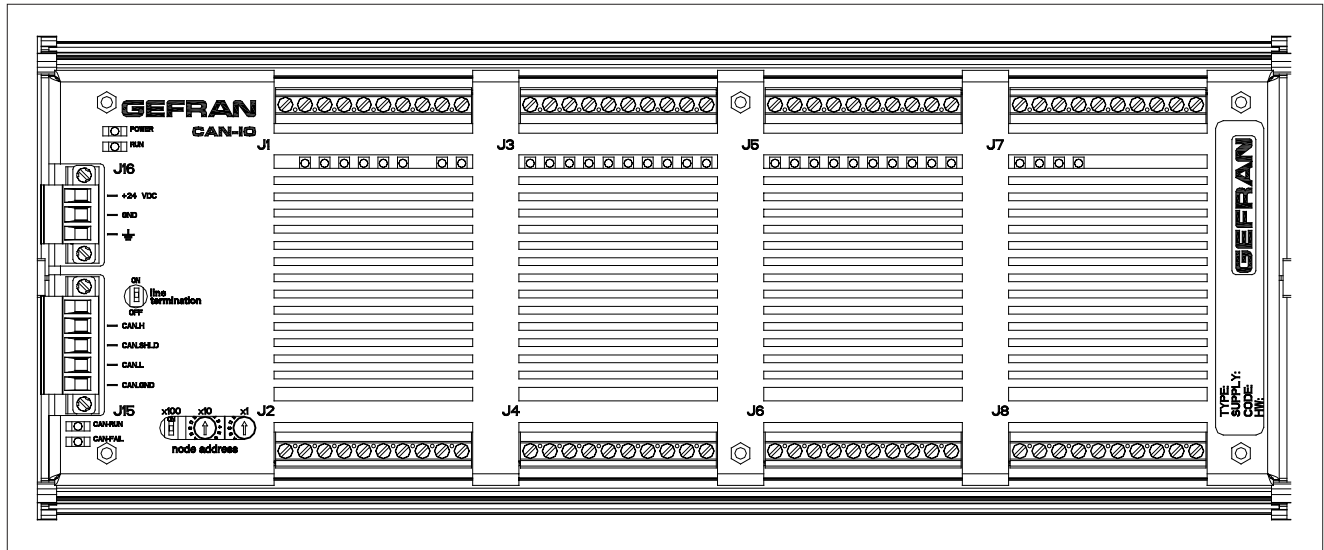
Hook the module into the DIN rail using the two hooks in the support structure.



IO module connections



Configurations



Selection line termination CAN

Line termination	Dip switch 1 position : OFF = termination NOT INSERTED, ON = termination INSERTED
-------------------------	---

Selection of the CAN node address

Node address x100	Dip-switch 1 position hundreds 0..1, OFF = 0 ON = 1
Node address x10	Rotary switch tens 0..9
Node address x1	Rotary switch unit 0..9

Label

The label on the right side of the product contains:

- GEFFRAN logo
- CE mark

and the following information:

SN	serial number	<p>CODE: F065859 SN: 14310146 TYPE: CAN-I/O-D060xx0000A6000xx0000x0-111-U06 Supply: 24Vdc +/-25% 700mA max HW: 04 SW: 1.1.0</p> <p>CK1CK9 CE GEFFRAN Made in Italy</p>
CODE	product code	
CK	product tested	
TYPE	ordering code	
SUPPLY	power to be supplied to the product	
HW	hardware version	
SW	software version	

Note: a similar label is shown on the packaging of the product

GEFRAN

GEFRAN spa via Sebina, 74 25050 Provaglio d'Iseo (BS) Italy
 Tel. +39 0309888.1 Fax +39 0309839063 info@gefran.com http://www.gefran.com